

Welcome Beginners
Don't worry...Uke got this!



2021

Visit us at: www.cheezlandukeband.com
or contact: cheezland.info@gmail.com

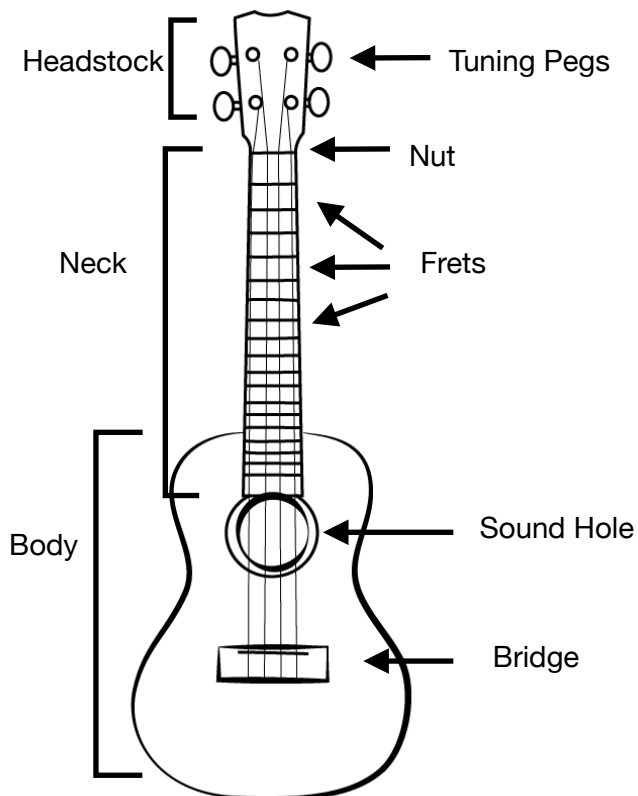


- * g C E A tuning (My Dog Has Fleas)
- * How to hold a ukulele
- * How to strum
- * Practice chord shapes C, C7, F, G, G7, Dm, D7 and Am
- * Practice switching back and forth between chords
- * Play some tunes

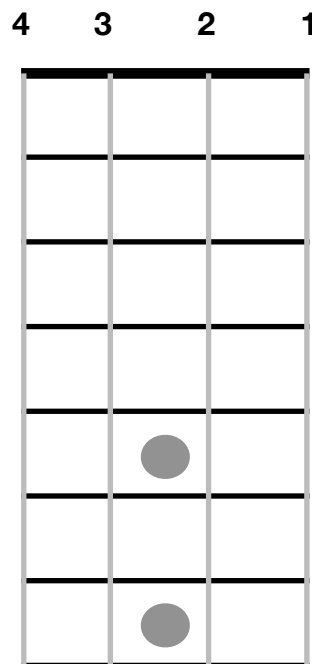
- * There are different size ukuleles: soprano, concert, tenor, baritone and bass
- * Soprano, concert and tenor tuning: gCEA
- * Baritone tuning: DGBE
- * Bass tuning: EADG
- * Your left hand is used for fretting the chords
- * Your right hand is used for strumming



Parts of a Ukulele



Strings



**Strings are counted from the bottom upwards.
(Toes to Nose)**

The notes for the open strings (with no fingers on them) are:

g	C	E	A	Soprano, concert, tenor
D	G	B	E	Baritone
E	A	D	G	Bass

8 Chords that will change your life!

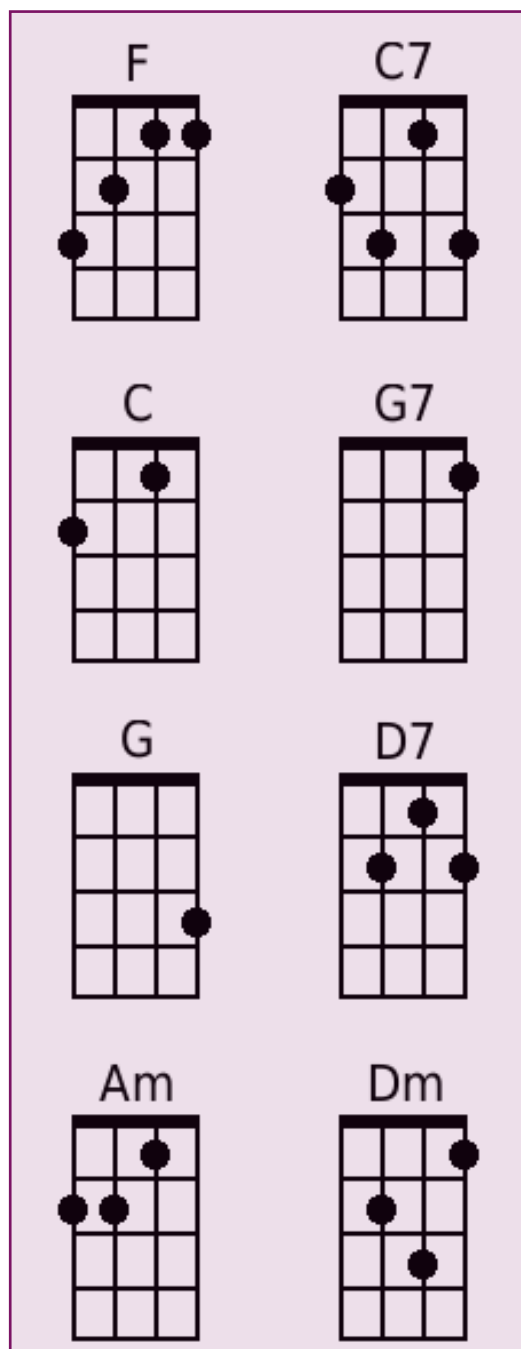
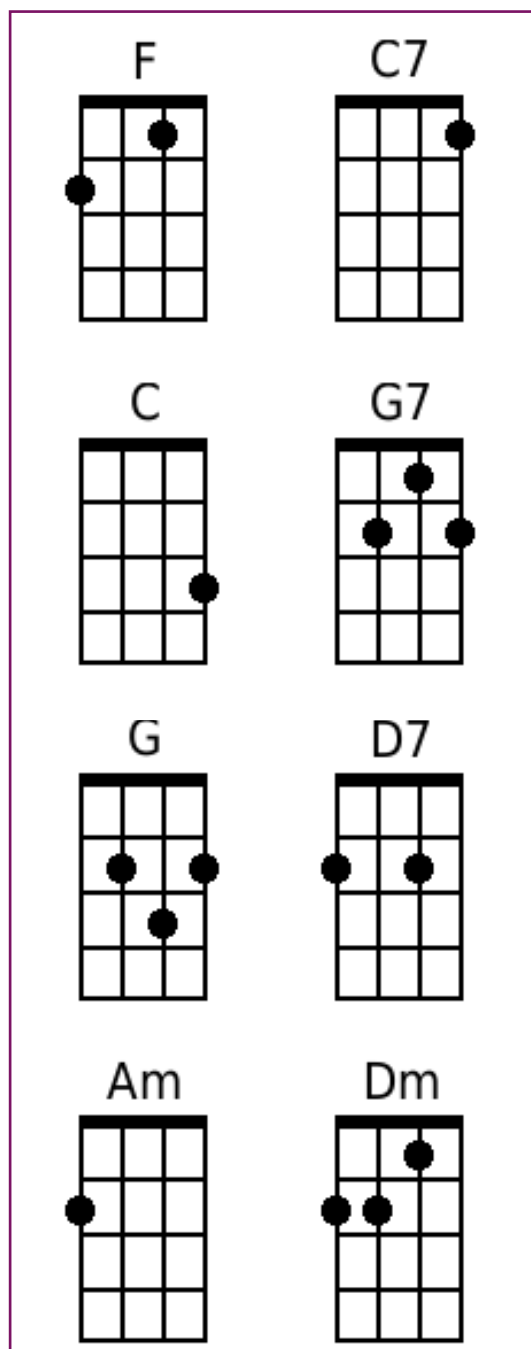


Soprano, Concert, Tenor

Baritone

gCEA

DGBE



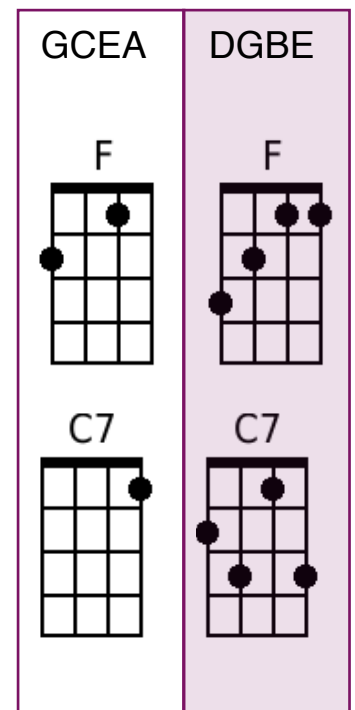
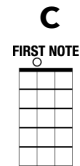
Singing in the Rain

Strum: Single strum on chords



I'm **[F]** singing in the rain
Just singing in the rain
What a glorious feelin'
I'm **[C7]** happy again
I'm laughing at clouds
So dark up above
The sun's in my heart
And I'm **[F]** ready for love

Let the **[F]** stormy clouds chase
Everyone from the place
Come on with the rain
I've a **[C7]** smile on my face
I walk down the lane
With a happy refrain
Just singin',
Singin' in the **[F]** rain



The More We Get Together

Traditional with new words by Jim Beloff.

3/4 time Waltz strum: d du du



Oh, the **[F]** more we get together,

To- **[C7]** gether, to-**[F]** gether,

The **[F]** more we get together,

the **[C7]** happier we'll **[F]** be.

For **[C7]** your friends are **[F]** my friends

And **[C7]** my friends are **[F]** your friends.

Oh, the **[F]** more we get together,

the **[C7]** happier we'll **[F]** be.

Oh, let's **[F]** play the ukulele,

let's **[C7]** all play it **[F]** daily,

The **[F]** more we play it daily,

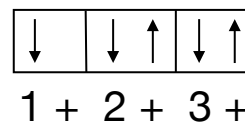
the **[C7]** happier we'll **[F]** be!

When **[C7]** I uke and **[F]** you uke

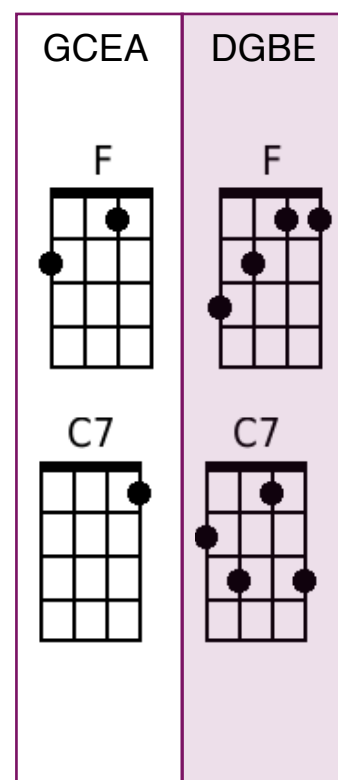
And we **[C7]** uke and **[F]** they uke,

Yes, the **[F]** more we play it daily,

the **[C7]** happier we'll **[F]** be!



F
First
Note



Down In The Valley

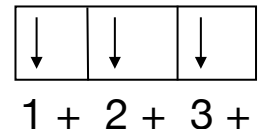
Traditional

3/4 Time

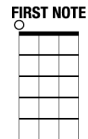
Strum: D d d or single strum



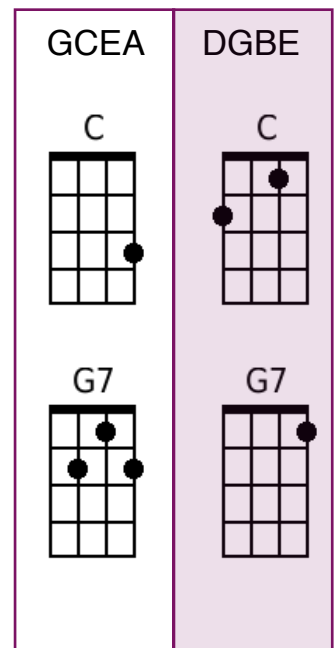
[C] Down in the valley,
the valley so **[G7]** low
[G7] Late in the evening,
hear the wind **[C]** blow
[C] Hear the wind blow love,
hear the wind **[G7]** blow
[G7] Late in the evening,
hear the wind **[C]** blow



G



[C] Roses love sunshine,
violets love **[G7]** dew;
[G7] angels in heaven,
know I love **[C]** you.
[C] Know I love you dear,
know I love **[G7]** you.
[G7] Angels in heaven,
know I love **[C]** you.

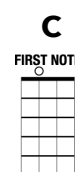
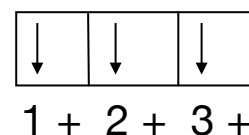


Clementine

Words and Music by Percy Montrose *Strum: D d d*

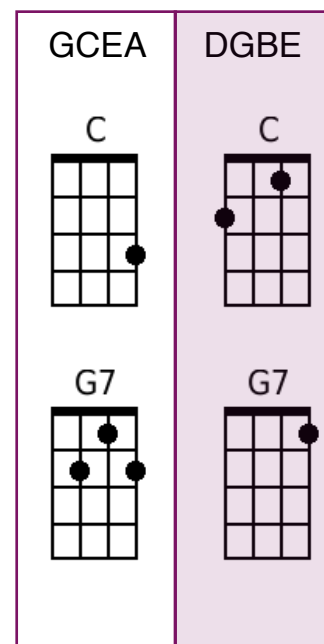


Oh, my **[C]** darling, oh, my darling,
 Oh, my darling, Clemen- **[G7]** tine,
 You are **[G7]** lost and gone for- **[C]** ever,
 Dreadful **[G7]** sorry Clemen- **[C]** tine.



In a **[C]** cavern, in a canyon,
 excavating, for a **[G7]** mine,
 dwelt a **[G7]** miner, 'forty-**[C]** niner,
 and his **[G7]** daughter, Clemen- **[C]** tine.

Oh, my **[C]** darling, oh, my darling,
 Oh, my darling, Clemen- **[G7]** tine,
 You are **[G7]** lost and gone for- **[C]** ever,
 Dreadful **[G7]** sorry Clemen- **[C]** tine.





You are my Sunshine

Count In: 1 2 3 4 1

Strum: D du du d

You are my [C] sunshine, my only [C7] sunshine.
 You make me [F] happy, when skies are [C] gray.
 You'll never [F] know, dear, how much I [C] love you.
 Please don't [C] take my [G7] sunshine a[C]-way.

The other [C] night, dear, as I lay [C7] sleeping
 I dreamed I [F] held you in my [C] arms.
 When I a-[F] woke, dear, I was mis[C]-taken
 And I [C] hung my [G7] head and [C] cried.

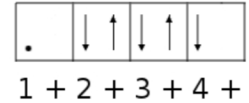
You are my [C] sunshine, my only [C7] sunshine.
 You make me [F] happy, when skies are [C] gray.
 You'll never [F] know, dear, how much I [C] love you.
 Please don't [C] take my [G7] sunshine a[C]-way.

I'll always [C] love you, and make you [C7] happy
 If you will [F] only say the [C] same
 But if you [F] leave me to love a[C]-nother
 You'll re- [C] gret it [G7] all some [C] day.

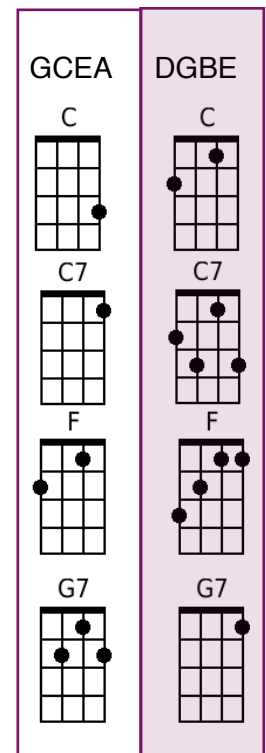
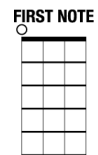
You are my [C] sunshine, my only [C7] sunshine.
 You make me [F] happy, when skies are [C] gray.
 You'll never [F] know, dear, how much I [C] love you.
 Please don't [C] take my [G7] sunshine a[C]-way.

You are my [C] sunshine, my only [C7] sunshine.
 You make me [F] happy, when skies are [C] gray.
 You'll never [F] know, dear, how much I [C] love you.
 Please don't [C] take my [G7] sunshine a[C]-way. [C] [G7] [C]

Strum



G



Don't Worry Be Happy

Bobby McFerrin



Intro: Whistle [C] [Dm] [F] [C] x 2

[C] Here's a little song I wrote,
 [Dm] you might want to sing it note for note,
 Don't [F] worry, be [C] happy
 In every life we have some trouble,
 [Dm] when you worry you make it double,
 Don't [F] worry, be [C] happy

CHORUS: (oohs) [C] [Dm] [F] [C]

[C] Aint got no place to lay your head,
 [Dm] somebody came and took your bed,
 Don't [F] worry, be [C] happy
 The Landlord say your rent is late,
 [Dm] he may have to litigate,
 Don't [F] worry, be [C] happy

CHORUS: (oohs) [C] [Dm] [F] [C]

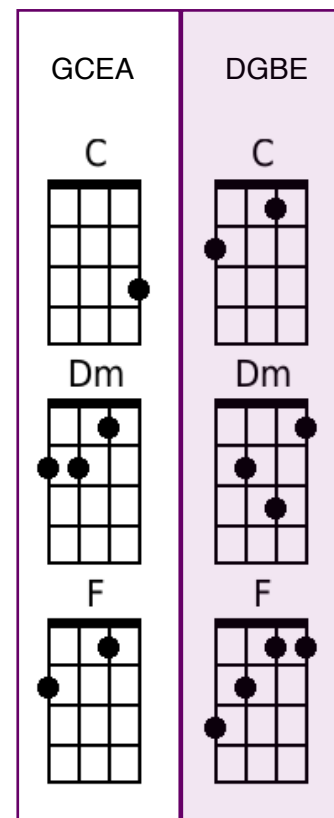
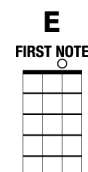
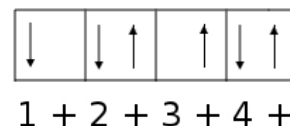
[C] Ain't got no cash, aint got no style,
 [Dm] ain't got no goal to make you smile,
 Don't [F] worry, be [C] happy
 'Cause when you worry, your face will frown,
 [Dm] and that will bring everybody down,
 Don't [F] worry, be [C] happy

CHORUS: (oohs) [C] [Dm] [F] [C]

[C] Here's a little song I wrote,
 [Dm] you can learn it note for note,
 Don't [F] worry, be [C] happy
 In your life expect some trouble,
 [Dm] but when you worry you make it double,
 Don't [F] worry, be [C] happy

CHORUS: (oohs) [C] [Dm] [F] [C] x 2

Strumming pattern
 Calypso



Three Little Birds

Bob Marley



Don't [C] worry about a thing,
 'Cause [F] every little thing gonna be all [C] right
 Singin' don't worry about a thing,
 'Cause [F] every little thing gonna be all [C] right

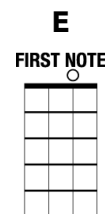
Rise up this mornin', smiled with the [G] risin' sun,
 Three little [C] birds pitch by my [F] doorstep
 Singin' [C] sweet songs of melodies [G] pure and true,
 Sayin', [F] this is my message to [C] you-ou-ou

(Repeat 3 times)

Strumming pattern

1 - & - 2 - & - 3 - & - 4 - & -

D U U



GCEA	DGBE
<p>C</p>	<p>C</p>
<p>F</p>	<p>F</p>
<p>G</p>	<p>G</p>

Bad Moon Rising

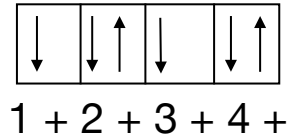
Credence Clearwater Revival *Strum: Riff on verses; D du D du on chorus*



Intro Riff: II:G /// | D7 / C / | G /// | G /// :||

[G] I see the [D7] bad [C] moon a[G]rising.
 [G] I see [D7] trouble [C] on the [G] way.
 [G] I see [D7] earth[C]quakes and [G] lightnin'.
 [G] I see [D7] bad [C] times to[G]day.

Strum Pattern



[C] Don't go around tonight,
 Well, its [G] bound to take your life,
 [D7] There's a [C] bad moon on the [G] rise.
 [C] Don't go around tonight,
 Well, its [G] bound to take your life,
 [D7] There's a [C] bad moon on the [G] rise

[G] I hear [D7] hurri- [C] canes a[G] blowing.
 [G] I know the [D7] end is [C] coming [G] soon.
 [G] I fear [D7] rivers [C] over [G] flowing.
 [G] I hear the [D7] voice of [C] rage and [G] ruin.


[C] Don't go around tonight,
 Well, its [G] bound to take your life,
 [D7] There's a [C] bad moon on the [G] rise.
 [C] Don't go around tonight,
 Well, its [G] bound to take your life,
 [D7] There's a [C] bad moon on the [G] rise

Intro Riff

[G] Hope you [D7] got your [C] things to-[G] gether.
 [G] Hope you are [D7] quite pre-[C] pared to [G] die.
 [G] Looks like we're [D7] in for [C] nasty [G] weather.
 [G] One eye is [D7] taken [C] for an [G] eye.

[C] Don't go around tonight,
 Well, its [G] bound to take your life,
 [D7] There's a [C] bad moon on the [G] rise.
 [C] Don't go around tonight,
 Well, its [G] bound to take your life,
 [D7] There's a [C] bad moon on the [G] rise

Ending: Intro Riff finish on 2 Gs



GCEA	DGBE
<p>G</p>	<p>G</p>
<p>C</p>	<p>C</p>
<p>D7</p>	<p>D7</p>

This Land is Your Land

Woodie Guthrie

Strum: D du D du



Intro: Vamp on [C]

This land is [F] your land, this land is [C] my land,
From Cali-[G7]fornia to the New York [C] Island,
From the redwood [F] forest, to the Gulf Stream [C] wa-[Am]ters,
[G7] This land was made for you and [C] me. [C!]

As I went [F] walking that ribbon of [C] highway,
I saw [G7] above me that endless [C] skyway,
I saw be-[F]low me, that golden [C] val-[Am]ley,
[G7] This land was made for you and [C] me. [C!]

*This land is [F] your land, this land is [C] my land,
From Cali-[G7]fornia to the New York [C] Island,
From the redwood [F] forest, to the Gulf Stream [C] wa-[Am]ters,
[G7] This land was made for you and [C] me. [C!]*

I roamed and I [F] rambled and I followed my [C] footsteps, To the
sparkling [G7] sands, of her diamond [C] deserts, While all a [F] round
me, a voice was [C] sound-[Am]ing,
[G7] This land was made for you and [C] me. [C!]

*This land is [F] your land, this land is [C] my land,
From Cali-[G7]fornia to the New York [C] Island,
From the redwood [F] forest, to the Gulf Stream [C] wa-[Am]ters,
[G7] This land was made for you and [C] me. [C!]*

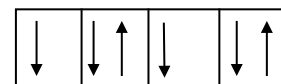
When the sun came [F] shining, and I was [C] strolling,
And the wheat fields [G7] waving and the dust clouds [C] rolling,
A voice was [F] chanting, As the fog was [C] lift-[Am]ing,
[G7] This land was made for you and [C] me. [C!]

*This land is [F] your land, this land is [C] my land,
From Cali-[G7]fornia to the New York [C] Island,
From the redwood [F] forest, to the Gulf Stream [C] wa-[Am]ters,
[G7] This land was made for you and [C] me. [C]*

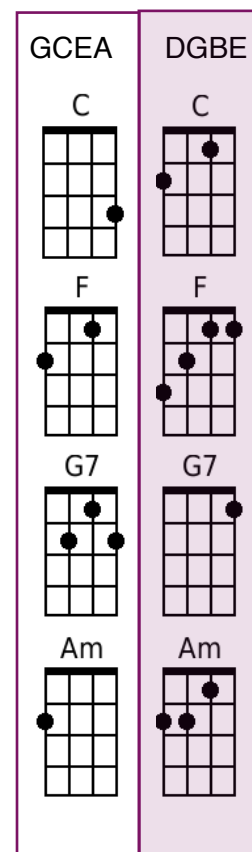
[G7] This land was made for you and [C] me.

[G7] This land was made for you and [C] me [C] [G7] [C].

Strum Pattern



1 + 2 + 3 + 4 +

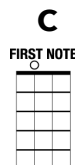


Happy Birthday *Strum: d du du*

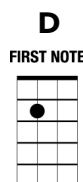
3/4 Waltz Time




[F] Happy birthday to **[C]** you,
 Happy **[C]** birthday to **[F]** you,
 Happy **[F]** birthday dear **[Bb]** _____
 Happy **[F]** birthday **[C]** to **[F]** you.



[G] Happy birthday to **[D]** you,
 Happy **[D]** birthday to **[G]** you,
 Happy **[G]** birthday dear **[C]** _____
 Happy **[G]** birthday **[D]** to **[G]** you.



[C] Happy birthday to **[G]** you,
 Happy **[G]** birthday to **[C]** you,
 Happy **[C]** birthday dear **[F]** _____
 Happy **[C]** birthday **[G]** to **[C]** you.

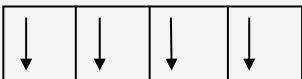
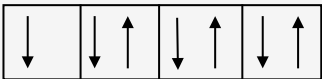
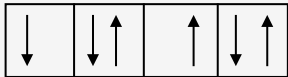

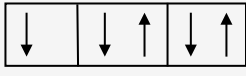


[I] Happy birthday to **[V]** you,
 Happy **[V]** birthday to **[I]** you,
 Happy **[I]** birthday dear **[IV]** _____
 Happy **[I]** birthday **[V]** to **[I]** you.

GCEA	DGBE
<p>C</p>	<p>C</p>
<p>F</p>	<p>F</p>
<p>G</p>	<p>G</p>
<p>D</p>	<p>D</p>
<p>Bb</p>	<p>Bb</p>

Common Strum Patterns



Count →	1	&	2	&	3	&	4	&
Basic 4/4	D		D		D		D	
 1 + 2 + 3 + 4 +								
Common/Rock	D		D	u	D	u	D	u
 1 + 2 + 3 + 4 +								
Calypso/Island	D		d	u		u	d	u
 1 + 2 + 3 + 4 +								
Waltz Time 3/4	D		D		D		Ø	Ø
 1 + 2 + 3 +								
Waltz Time Var.	D		D	u	D	u	Ø	Ø
 1 + 2 + 3 +								